

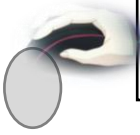
# SILLABE LIVELLO

LEGGERE TUTTE LE SILLABE A 3 A TRE.  
IN TUTTE LE COMBINAZIONI PARTENDO SEMPRE DALLA SILLABA  
A DESTRA  
E poi scopri le sillabe che formano la parola equivalente al  
disegno

Esempio.  
Clicca ogni volta che appare il mouse



BA



LE

U

NA

FA

NA

MA



BA



FA

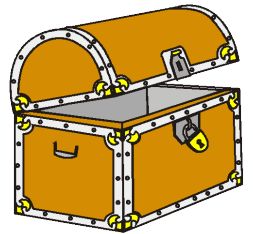
U

NA

NA

TO

LE



BA



TA

LE

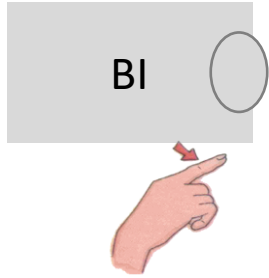
NA

O

SA

NA





BO

RON

CA

REN

BE

RUN



BUM

BI

BI

TO

CA

NA



DI

FRU

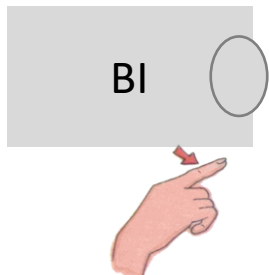
BO

TO

CA

LA





DI


NE

CA

TO

DO

FU



SCHE


SO

RIL

RO

CA

LO



SON

CO

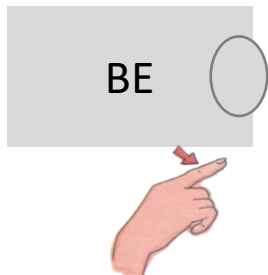
FOL

NO

STRA

TE





CE

TO

FA

RO

A

NA



TU

FO

RET

CA

CA

TO



SA

LA


CO

GLIO

TA

ME





CA


LO

FA

TO

CI

LE



DI

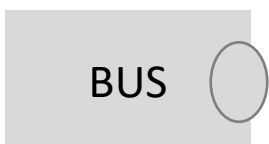
LA

DEL

NA

STI

NO



SA

TO


SO

GLIO

TA

LA





TO

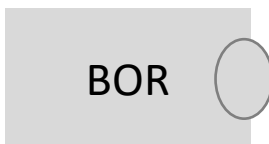
NO

TI

NE

A

GLIA



I

CIA

SET

NA

RAC

TA



SEL

TA

SET

LO


A

LA



BA

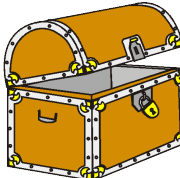
LE	FA
U	NA
NA	MA



A yellow box labeled 'BA' has a blue arrow pointing right. A black arrow points from the 'BA' box to a yellow box labeled 'NA' in the grid. Another black arrow points from the 'NA' box to a yellow box labeled 'NA' in the second row. A final black arrow points from this 'NA' box to a drawing of a banana.

BA


FA	NA
U	TO
NA	LE



A grey box labeled 'BA' has a grey oval next to it. The grid contains syllables: FA, NA, U, TO, NA, LE. To the right is a drawing of an open treasure chest.

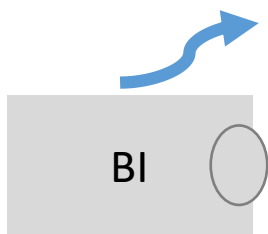
BA

TA	O
LE	SA
NA	NA



A grey box labeled 'BA' has a grey oval next to it. The grid contains syllables: TA, O, LE, SA, NA, NA. To the right is a drawing of a whale.





BO

RON

CA

REN

BE

RUN



BUM

BI

BI

TO

CA

NA



DI

FRU

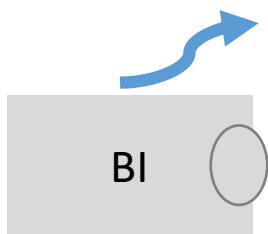
BO

TO

CA

LA





DI


NE

CA

TO

DO

FU



SCHE


SO

RIL

RO

CA

LO



SON

CO

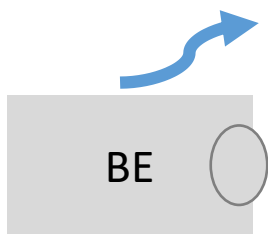
FOL

NO

STRA

TE





CE

TO

FA

RO

A

NA



TU

FO

RET

CA

CA

TO



SA

LA

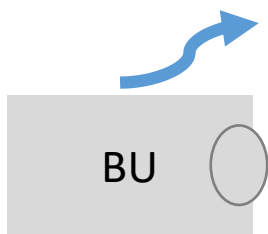
CO

GLIO

TA

ME





CA


LO

FA

TO

CI

LE



DI

LA

DEL

NA

STI

NO



SA

TO

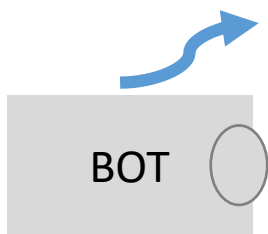
SO

GLIO

TA

LA





TO

NO

TI

NE

A

GLIA



I

CIA

SET

NA

RAC

TA



SEL

TA

SET

LO

A

LA

